






**Reception Remote Learning: Week 9- Week Beginning: 23.11.20**

**We would love to see what learning you've been doing at home. Please send photos in using the Evidence Me app. You can also use Twitter to share your learning too.**

	 <b>Maths</b> Oak Academy	 <b>Understanding the World</b> Oak Academy	 <b>Phonics</b>
<b>Monday</b>	Counting up to 9 objects reliably. <a href="https://classroom.thenational.academy/lessons/counting-up-to-9-objects-reliably-74v38d">https://classroom.thenational.academy/lessons/counting-up-to-9-objects-reliably-74v38d</a>	<u>To know that stories have problems in them</u> In this lesson, we will be exploring the problem in the Billy Goats Gruff story and the plan to overcome it. <a href="https://classroom.thenational.academy/lessons/to-know-that-stories-have-problems-in-them-cnhkqr">https://classroom.thenational.academy/lessons/to-know-that-stories-have-problems-in-them-cnhkqr</a>	<ul style="list-style-type: none"> <li>RWInc Learning to blend: lesson 3</li> </ul> <a href="https://schools.ruthmiskin.com/training/view/N21vY1Jf/a9RrGQ3I">https://schools.ruthmiskin.com/training/view/N21vY1Jf/a9RrGQ3I</a>
<b>Tuesday</b>		<u>To sing and map the story</u> In this lesson, we will sing and map the story of The Three Billy Goats Gruff. <a href="https://classroom.thenational.academy/lessons/to-sing-and-map-the-story-6xgkar">https://classroom.thenational.academy/lessons/to-sing-and-map-the-story-6xgkar</a>	<ul style="list-style-type: none"> <li>Repeat watching RWInc: lesson</li> </ul> <a href="https://schools.ruthmiskin.com/training/view/N21vY1Jf/a9RrGQ3I">https://schools.ruthmiskin.com/training/view/N21vY1Jf/a9RrGQ3I</a>
<b>Wednesday</b>	Counting up to 10 objects reliably. <a href="https://classroom.thenational.academy/lessons/counting-up-to-10-objects-reliably-ccw32e">https://classroom.thenational.academy/lessons/counting-up-to-10-objects-reliably-ccw32e</a>	<u>To step the story</u> In this lesson, we will step out the story of The Three Billy Goats Gruff. <a href="https://classroom.thenational.academy/lessons/to-step-the-story-cmrk6c">https://classroom.thenational.academy/lessons/to-step-the-story-cmrk6c</a>	<ul style="list-style-type: none"> <li>RWInc Learning to blend: lesson 4</li> </ul> <a href="https://schools.ruthmiskin.com/training/view/VwfGEbWp/1CYd05tX">https://schools.ruthmiskin.com/training/view/VwfGEbWp/1CYd05tX</a>
<b>Thursday</b>	Exploring 1 more within 10. <a href="https://classroom.thenational.academy/lessons/exploring-one-more-within-10-74v3cc">https://classroom.thenational.academy/lessons/exploring-one-more-within-10-74v3cc</a>	<u>To mime the story of The Three Billy Goats Gruff</u> In this lesson, we will explore language linked to actions. <a href="https://classroom.thenational.academy/lessons/to-mime-the-story-of-the-three-billy-goats-gruff-70w62e">https://classroom.thenational.academy/lessons/to-mime-the-story-of-the-three-billy-goats-gruff-70w62e</a>	<ul style="list-style-type: none"> <li>Repeat watching RWInc: lesson 4</li> </ul> <a href="https://schools.ruthmiskin.com/training/view/VwfGEbWp/1CYd05tX">https://schools.ruthmiskin.com/training/view/VwfGEbWp/1CYd05tX</a>
<b>Friday</b>		<u>To tell the story independently</u> In this lesson, we will bring together all the work of the unit so far to support an independent telling. <a href="https://classroom.thenational.academy/lessons/to-tell-the-story-independently-70t3cc">https://classroom.thenational.academy/lessons/to-tell-the-story-independently-70t3cc</a>	<ul style="list-style-type: none"> <li>Reading CVC words</li> <li>Print off the sheet below</li> <li>Read the word, draw a line to the correct picture</li> <li>If you don't can't print the picture; Read the word, point to the correct picture.</li> </ul>
<b>Study Ladder</b>	<b>Studyladder.co.uk</b> Click on Maths Week 8 Click on Literacy Week 8		
<b>Numbots</b>	<a href="https://play.numbots.com/?#/account/school-login-type">https://play.numbots.com/?#/account/school-login-type</a> Spend 15 minutes a day playing on Numbots (See log in details at the front of Home Learning book)		
If you have any questions about your child's remote learning, please email your child's teacher (Reception Only) at: <a href="mailto:eyfs@uplandsmanor.sandwell.sch.uk">eyfs@uplandsmanor.sandwell.sch.uk</a>			

- Fred talk the words

Name:

- Draw a line from the word to the correct picture.

Week Beginning: 23.11.20

pig

lip

pin

six

